

"Scratch Painting"

10 am - 1 pm

SCHEDULE

10:00 **Welcome** to the McMichael.
Meet at the Pine Cottage.




10:15 **Outdoors**
We take a short walk to:

- Enjoy nature.



- Visit the Tom Thomson Shack.
- We can go inside the Shack to look at some photos and learn a bit about Tom Thomson and the Shack, which had once been his home and studio.




When we are finished, we will walk to the gallery.



10: 50 Inside the Gallery:

- In the lobby, we hang up our coats/jackets and store our belongings in the gallery lockers.
- Then we go into the gallery rooms to look at art (paintings)
- When we finish looking at art we leave the gallery and walk back to the Pine Cottage.



Inside the Pine Cottage:

11:30 We have a snack/washroom break.




11:45 We make art - 'scratch' paintings
(paintings made using the '*sgraffito*' technique).

1. Together we learn and practice:
 - The steps for making a scratch painting.
 - How to use the different scratch tools.
2. Make your own scratch paintings.
(Use: oil pastels, acrylic paints, scratch tools.)



Some samples (just for ideas):



1:00 Our workshop ends.

Thank you for visiting the McMichael.